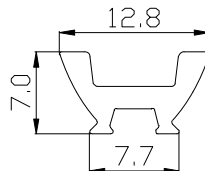
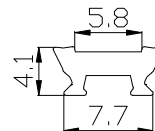


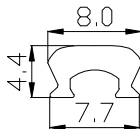
Model No.: ASEL7D-4090G
Material: PMMA
Beam Angle: 40°



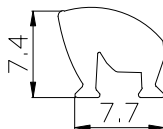
Model No.: ASEL7D-5095G
Material: PMMA
Beam Angle: 50°



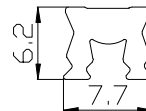
Model No.: ASEL7D-60100G
Material: PMMA
Beam Angle: 60°



Model No.: ASEL7D-DA40G
Material: PMMA
Beam Angle: Double Asy 40°



Model No.: ASEL7D-A15G
Material: PMMA
Beam Angle: Asy 15°



Model No.: ASEL7D-175100G
Material: PMMA
Beam Angle: 175x100°

Technical remark:

1. Fillet and inclination not indicated according to 3D drawing.
2. Dimensional tolerances not indicated are shown in the right list.
3. The surface has no flash, shrinkage, bubble, and other defects.
4. When the lamp edges rubber ring for re-assembling, the roughness of the contact surface between the radiator and the rubber ring is required: Ra0.2µm

C H A	N G	E	DATE	MODIFICATION	CHANGE	APPROVE	PART		TRANSPARENCY	SHEET	1/1	ASAHI OPTICS LIMITED
							QTY	UNIT				
A/0	2025-5-29		2025-5-29	NEW			0.10	±0.05	Transparency			ASAHI OPTICS LIMITED
							0.20	±0.10	PMMA	UNIT		
							0.30	±0.15		SIZE		料号 PART NO:
							0.40	±0.20	ZJL	2025-5-29		
							0.50	±0.30		SHEET		品名 Product:
												ASEL7D Series extrusion Linear Lens