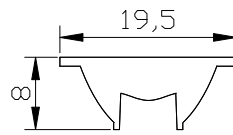
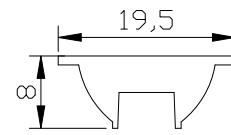


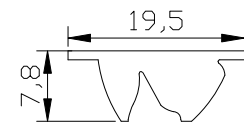
Model No.:ASEL20D-40120G
Material:PMMA
50% Beam Angle:40°



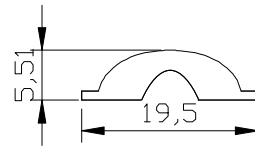
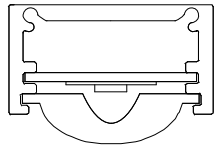
Model No.:ASEL20D-60100G
Material:PMMA
50% Beam Angle:60°



Model No.:ASEL20D90100G
Material:PMMA
50% Beam Angle:90°



Model No.:ASEL20D-Asy35G
Material:PMMA
50% Beam Angle:Single Asymmetric



Model No.:ASEL20D-150100G
Material:PMMA
50% Beam Angle:150°