

62mm PMMA Lens For COB Down Lights

Model	AHCOB6233D
Size:	Ø62.14mm
Height:	33.46mm
Beam Angle:	24°,38°,60°
Material:	PMMA
Transmittance:	90%
LED Type:	COB LED



FEATURES

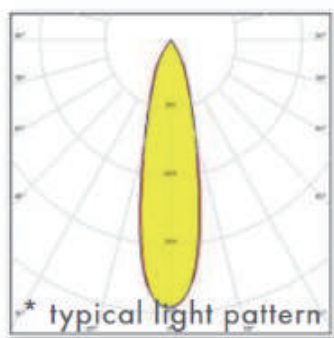
1, 62mm PMMA Lens For COB Down Lights. COB lenses are used to precisely control the light emitted by the COB LED.

2, COB lenses are incorporated into various indoor and outdoor lighting fixtures, including downlights, spotlights, floodlights, and wall washers. These lenses help shape the light emitted by the COB LEDs, ensuring efficient light distribution and achieving desired lighting effects for different applications.

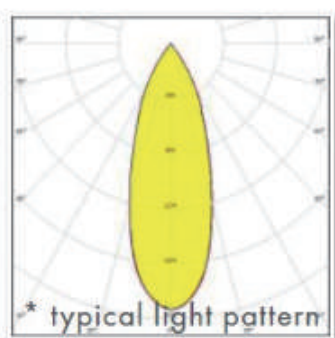
3, COB lenses are widely used in indoor lighting applications such as downlights, track lights, recessed lights, and pendant lights. The lenses help control the beam angle and light distribution, ensuring efficient and uniform illumination in residential, commercial, and hospitality spaces.



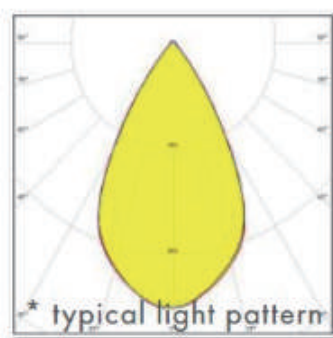
LENS LIGHT DISTRIBUTION & APPLICATION



24G



38G



60G

LENS DRAWING



LED TYPE



COB LED



COB LED

LED BRAND

