


## 26mm series Extrusion linear Lens

Model:	ASEL26D
Size:	26mm Width
Height:	-
Beam Angle:	40°,70°,90°,100°,145°,180°,A25°,DA25°
Material:	PMMA
Transmittance:	> 93%
LED Type:	2835/3030/3535LED

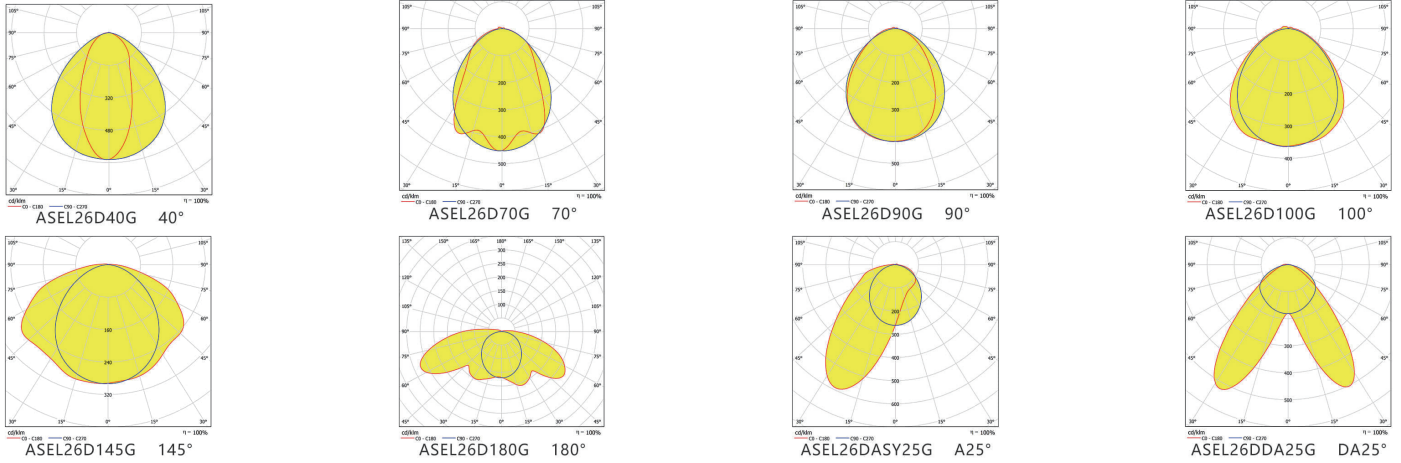


### FEATURES

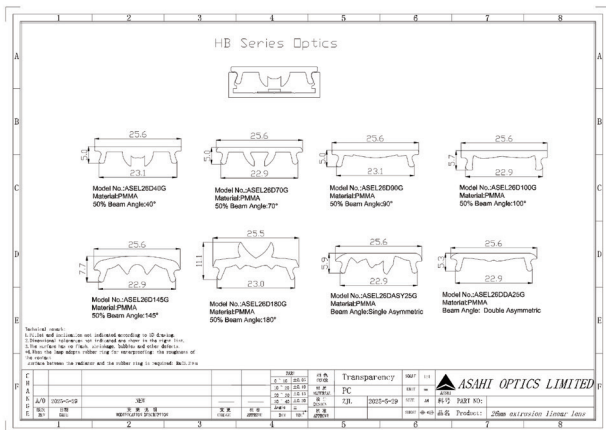
1. Guaranteed compatibility with the widely-adopted Zhaga standard (up to 22mm single-row PCBs), cutting down your development time.
2. Crafted from high-quality PMMA for outstanding clarity and robust, long-lasting performance.
3. Efficiency: over 93 % light efficiency to achieve brighter output and lower energy consumption.
4. is available in 26mm widths to provide design flexibility for various applications.




## LENS LIGHT DISTRIBUTION & APPLICATION



## LENS DRAWING



## LED TYPE



## LED BRAND

